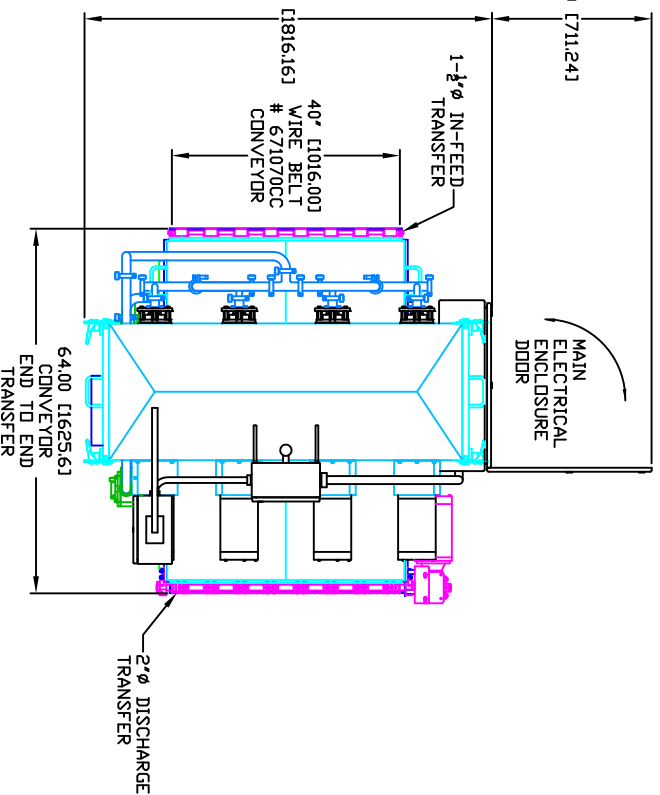
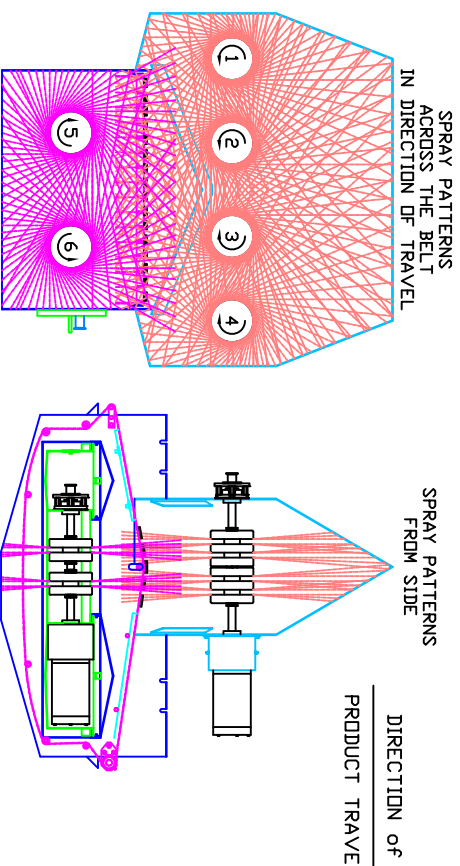
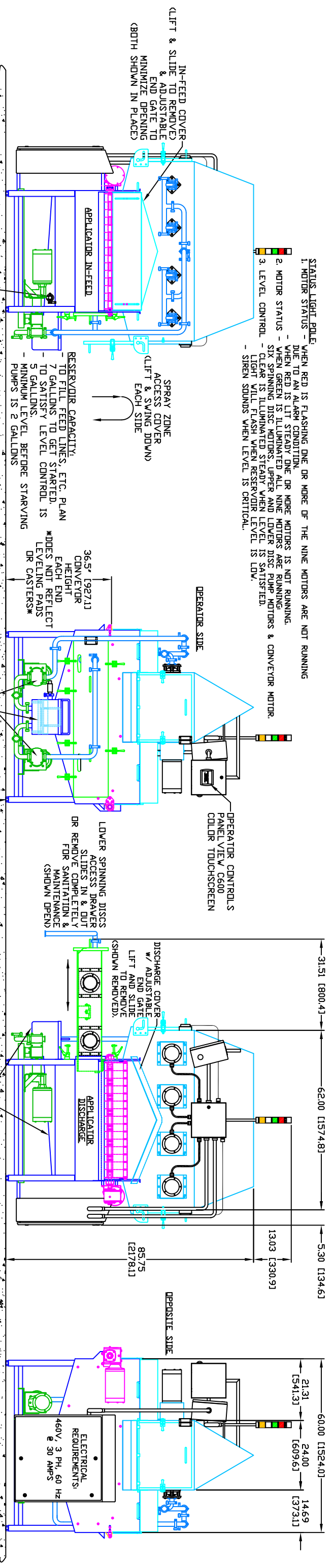


- LEGEND**
- 304 S.S. TANK FABRICATION
  - 304 S.S. ACCESS COVERS
  - 304 S.S. DRAWER ASSEMBLY
  - PATENTED UPPER & LOWER SPINNING DISC FEED PUMPS
  - UPPER & LOWER SPINNING DISC FEED MANIFOLDS
  - UPPER & LOWER SPINNING DISC
  - WIRE BELT CONVEYOR ASSEMBLY



- 40" SPRAY APPLICATOR MODEL RAS4-40R STANDARD FEATURES:**
- UTILITY REQUIREMENTS - ELECTRICAL: 460V, 3 PH, 60 HZ, @ 30 AMPS.
- ELECTRICAL COMPONENTS - ALLEN-BRADLEY MICROLOGIX 1100 PLC, ALLEN-BRADLEY COMPONENTS INCLUDING POWERFLEX 4M VARI-DRIVES.
- ALL COMPONENTS ARE MOUNTED IN A HOFFMAN NEMA4X WATERSHED ENCLOSURE.
- OPERATOR INTERFACE - PANEL VIEW C600 COLOR SCREEN.
- CONTROL SYSTEMS INCLUDE:
- VARIABLE CONVEYOR SPEED FROM 0 TO 90 FEET/MINUTE.
  - VARIABLE SPEED CONTROL OF UPPER AND LOWER SPINNING DISC FEED PUMPS.
  - ON/OFF OF THE SPINNING DISC MOTORS = SIX LESSON S.S. PREMIUM DUCK 1HP AC MOTORS OPERATING AT A CONSTANT SPEED OF 1750 RPMs AT 60HZ.
  - LEVEL CONTROL CIRCUIT.
  - OTHER SCREENS INCLUDE: RECIPE SCREEN AND LEVEL ALARM ADJUSTMENT SCREEN.
- ALL OTHER ELECTRICAL ENCLOSURES ARE HOFFMAN S.S. NEMA4X.
- REDUNDANT 2X SAFETY CIRCUIT INCLUDES E-STOPs ON EACH SIDE OF THE SPRAY APPLICATOR AND SENSOR MAGNETIC STYLE GUARDS ON UPPER SPINNING DISC ACCESS DOORS AND LOWER SPINNING DISC ACCESS DRAWER.
- MECHANICAL COMPONENTS INCLUDE:
- UPPER & LOWER SPINNING DISC FEED PUMPS ARE FLOWTECH UNIBLOC S.S. PD LOBE PUMPS COUPLED TO GROOVE 2.91 RATIO S.S. IN-LINE GEARS W/ C-FACE MOUNTED LESSON S.S. PREMIUM DUCK 1HP AC MOTORS.
  - CONVEYOR BELT IS WIRE BELT # 61070 CC FEATURING THE EZ SPLICE BELT SPLICING SYSTEM AND 2" DIAMETER S.S. DRIVE SPROCKETS DISCHARGE TRANSFER.
  - CONVEYOR DRIVE IS AN ALL STAINLESS GROOVE HOLLOW SHAFT GEARBOX DRIVEN BY A C-FACE MOUNTED LESSON S.S. PREMIUM DUCK 1HP AC MOTOR.
  - BEARINGS ARE DODGE D-LOK SERIES FEATURING USDA APPROVED PLASTIC HOUSING AND S.S. INSERTS.
  - MACHINE DESIGN AND MANUFACTURING ARE BASED ON USDA & BISSC MACHINE DESIGN GUIDELINES.
  - ALL MANUFACTURED COMPONENTS ARE FOOD GRADE AND WASH DOWN DUTY INCLUDING 304/316 S.S. CONSTRUCTION AND WHITE ACETAL (DELRIN) PLASTIC COMPONENTS.
  - ALL PURCHASED PARTS ARE GRADED WASH DOWN DUTY.
  - AN ENDRESS & HAUSER LIQUIPHANT STYLE LEVEL PROBE PROVIDES A DRY CONTACT TO ALLOW A REMOTE FILLING DEVICE SUCH AS A PUMP OR VALVE TO OPERATE (BY OTHERS).



- SHIPPING NOTE:**
1. THE SPRAY APPLICATOR IS SHIPPED ON A SKID WITH DIMENSIONS OF 84"x84"x98".
  2. THE SHIPPING WEIGHT IS 2500 LBS.
  3. A FORK TRUCK WITH FORK EXTENSIONS IS NECESSARY TO MOVE IT AROUND.
- NOTE: DIMENSIONS ARE SUBJECT TO CHANGE, CONTACT WILEVCO WITH ANY QUESTIONS.

DATE RECEIVED	DATE SIGNED OFF	AUTHORIZED BY	AUTHORIZED SIGNATURE	COMMENTS OR AS IS

**SALES ENGINEERING DRAWING APPROVAL**

**Wilevco, Inc.**  
 10 Fortune Drive  
 Billerica, MA 01821-3996  
 Phone: (978) 667-0400  
 Fax: (978) 670-9191

THIS DRAWING AND ANY DESIGN HEREON IS PATENT PROTECTED. COPYRIGHT AND REMAINS THE PROPERTY OF WILEVCO INC. IT MAY NOT BE COPIED, LOANED OR DISCLOSED TO A THIRD PARTY WITHOUT WRITTEN CONSENT. IT IS SUBJECT TO RECALL.

No.	Revision Description	Date	By/APP
1	AS BUILT TO 2012 STANDARDS	09/19/12	MR/LMW

**RAS4-40R - RIGHT HAND SPINNING DISC APPLICATOR SALES DRAWING**

Scale: 1 = 1  
 Date: 06/01/2010  
 Drawn By: M R Lohkamp  
 SE-RAS4-40R-1053 REV 1